

FINANCE REPORT TO THE REGIONAL GOVERNING BOARD

July 2022 (Fiscal Year 2023)

REVENUES

The first quarter Regional Service Payment from the State was received on 07/08/2022. We are currently far over budget due to unbudgeted dollars for year-end payouts from the counties received after 6/30/2022 and fund balance project receipts. When/if we do an expense budget amendment, revenues should also be amended.

REVENUE					
	Regular Operations	Fund Balance Projects	County Payout to the Region		Overall FY22 Revenue
FY23 Budget	23,335,744	-	-		23,335,744
Month of July 2022	5,808,755	543,340	2,144,798		8,496,893
Year to Date 7/31/2022	5,808,755	543,340	2,144,798		8,496,893
% Budget	25%		-		36%
	Regular Operations	Fund Balance Projects		Cares Act	Overall FY21 Revenue
FY22 Budget	18,451,633	-		-	18,451,633
Month July 2021	28,550	35,633		(817,164)	(752,981)
Year to Date 7/31/2021	28,550	35,633		(817,164)	(752,981)
% Budget	0.15%				-4.08%

Note: \$2,689,800 received in FY23 is FY22 Accruals with the majority being from the counties to zero out their Fund 10 accounts as required by SF619.

EXPENSES:

Expenses				
	Regular Operations	Fund Balance Projects	Cares Act	Overall FY22 Expenses
FY23 Budget	29,414,204	-	-	29,414,204
Month of July 2022	1,368,024	850,846	-	2,218,870
Year to Date 07/31/2022	1,368,024	850,846	-	2,218,870
% Budget	4%			8%
	Regular Operations	Fund Balance Projects	Cares Act	Overall FY21 Expenses
FY22 Budget	22,517,570	525,872	-	23,043,442
Month of July 2021	786,571	94,856	978,012	1,859,439
Year to Date 7/31/2021	786,571	94,856	978,012	1,859,439
% Budget	3.49%	18.04%		8.07%

Note: \$2,059,908 of the total July 2022 expenses are FY22 accruals. This is normal since the majority of expenditures would be for June 2022 services (and fund balance projects are all accrual expenditures).

As of 07/31/2022:

YTD ACTUAL CASH REVENUES	\$ 8,496,892.74
YTD ACTUAL CASH EXPENSES	<u>2,218,870.45</u>
NET CASH	\$ 6,278,022.29

FISCAL AGENT CASH BALANCE AS OF 07/31/2022 = \$22,800,122.64

FUND BALANCE PROJECT STATUS as of 08/08/2022 (Not Final; No FY21 Accruals):

Benton County

Provider	Approved	PAID
Benton Co Sheriff	\$170,000	\$85,089
Benton Co Sheriff	\$65,000	\$36,449
Foundation 2	\$65,000	\$77,723
Seeman Construction	\$17,153	\$17,153
Abbe Center	\$2,758	\$2,758
Foundation 2	\$32,525	\$29,460
Benton Co. Critical Incident Management Team	\$4,310	\$1,154
Totals:	\$356,746	\$249,787
		70%

Bremer County

Provider	Approved	PAID
All in Mentoring/Success Link	\$22,326	\$19,532
The Larrabee Center	\$17,000	\$17,000
Community Based Services	\$95,000	\$63,004
North Star	\$117,000	\$117,000
Community Memorial Hospital	\$10,000	\$4,184
Waverly Health Center	\$10,000	\$0
QPR, de-escalation	\$2,000	\$261
Psych meds in jail	\$2,000	\$2,000
Totals:	\$275,326	\$222,982
		80%

Buchanan

Buchanan Co Jail/Scott Pharmacy	\$10,000	\$6,694
BCHC	\$75,807	\$57,589
Buchanan Co Sheriff/jail	\$63,430	\$63,430
B & D Services	\$62,500	\$62,500
Jesup Schools	\$5,739	\$0
Independence Schools	\$58,864	\$58,864
Community Services Office	\$17,000	\$13,619
East Buchanan Schools	\$10,153	\$10,153
Totals:	\$303,493	\$272,850
		90%

Delaware

Agency	Approved Amount	Total Paid
Sheriff's Dept	\$1,000	\$999
Various	\$9,000	\$1,801
Penn Center	\$27,131	\$27,131
Penn Center/Abbe	\$6,020	\$6,020
Penn Center	\$28,557	\$28,556
Community Life	\$70,000	\$67,110
F2	\$25,000	\$18,083
Abbe	\$23,000	\$6,450
Delaware County Community Services	\$6,311	\$5,898
MercyOne Mobile Unit	\$55,000	\$11,574
Ed-Co School	\$25,608	\$25,608
Maquoketa Valley School	\$25,900	\$25,900
Sheriff's Dept	\$17,700	\$13,119
Abbe	\$31,538	\$31,538
Delaware County Community Services	\$3,473	\$2,482
Delaware County Community Services	\$15,754	\$8,891

Training & Materials	\$1,200	\$0
Regional Medical Center	\$10,700	\$10,651
Regional Medical Center/Parents as teachers	\$2,975	\$2,975
Helping Services	\$5,000	\$4,958
Totals:	\$390,868	\$299,747
		77%

Dubuque

Agency	Approved Amount	Paid
Catholic Charities	\$100,000	\$100,000
Clarke University	\$30,000	\$30,000
Community Foundation of Greater Dubuque	\$194,880	\$194,880
Community Foundation of Greater Dubuque	\$133,500	\$90,000
Community Foundation of Greater Dubuque	\$27,041	\$22,838
Community Foundation of Greater Dubuque	\$37,000	\$11,029
Community Foundation of Greater Dubuque	\$7,550	\$3,550
Dubuque Dream Center	\$400,000	\$378,658
Hillcrest	\$78,734	78,734
Hillcrest	\$100,000	\$100,000
Hillcrest Geriatric Project	\$57,491	\$57,174
Mt. Pleasant	\$35,544	\$35,544
NE Iowa AAA	\$25,000	\$25,000
Riverview	\$70,000	\$70,000
St. Mark's Youth Enrichment	\$25,000	\$25,000
	\$1,321,740	\$1,222,407
		92%

Iowa

Agency	Amount	Total Spent
Williamsburg School	\$102,409	\$80,913
Rural Employment Alternatives	\$111,165	\$109,674
HLV	\$33,409	\$0
	\$246,983	190,587
		77%

Johnson

Agency	Amount	Total
Guidelink/AbbeHealth	\$506,650	\$473,460
Guidelink/AbbeHealth	\$80,000	\$73,993
Guidelink/AbbeHealth	\$60,000	\$59,035
Abbe Center	\$40,596	\$40,596
Abbe Center	\$16,090	\$16,030
Abbe Center	\$2,298	\$2,298
ARC of SE IA	\$50,000	\$50,000
CommUnity	\$61,250	\$61,250
CommUnity	\$10,000	\$10,000
Four Oaks	\$7,914	\$7,913
Goodwill of the Heartland	\$36,000	\$36,000
IC Compassion	\$26,000	\$26,000
Mayor's Youth	\$54,676	\$54,676
Shelter House	\$35,000	\$35,000
Successful Living	\$7,500	\$7,500
Systems Unlimited	\$5,800	\$2,278
United Action for Youth	\$42,000	\$42,000
The Village	\$13,000	\$13,000
Shelter House	\$55,000	\$55,000
	\$1,109,774	1,066,029
		96%

Jones

Agency	Amount	Total
Life Connections	\$16,000	\$15,000
Life Connections	\$44,000	\$34,000
Life Connections	\$10,000	\$0
Advancement Services	\$30,000	\$30,000
Advancement Services	\$15,500	\$15,500
Advancement Services	\$2,300	\$2,289
Advancement Services	\$5,200	\$5,200
RISE Counseling	\$48,500	\$48,500
	\$171,500	\$150,489
		88%

Linn

Access Center/RSM	\$186,332	\$186,332
Abbe Center	\$30,000	\$30,000
Abbe Center	\$59,500	\$57,130
The Arc of ECI	\$75,550	\$74,069
Crest Services	\$65,000	\$65,000
Discovery Living	\$76,582	\$76,307
Foundation 2	\$58,660	\$58,202
Goodwill of the Heartland	\$62,475	\$56,573
HACAP	\$65,000	\$65,000
Horizons	\$225,000	\$225,000
Linn County Access Center	\$113,000	\$113,000
Linn County BOS/Collective Clarity	\$10,000	\$10,000
NAMI	\$10,915	\$10,915
Options	\$119,590	\$119,590
Abbe/Penn Center/Kingston Hill	\$2,310	\$2,298
Abbe/Penn Center/Kingston Hill	\$19,985	\$19,915
Tanager Place	\$94,631	\$90,042
Thrive Together	\$10,000	\$8,214
Abbe Center for CMHC	\$104,268	\$104,208
Willis Dady	\$48,865	\$48,865

RHD	\$50,000	\$50,000
	\$1,487,663	1,470,658
		99%

Total County Projects \$5,664,093

Total Projects Paid \$5,145,536

Percent Paid 91%

Net County Submission for Year-End Payouts to the Region as of 08/09/2022 (Not Final)

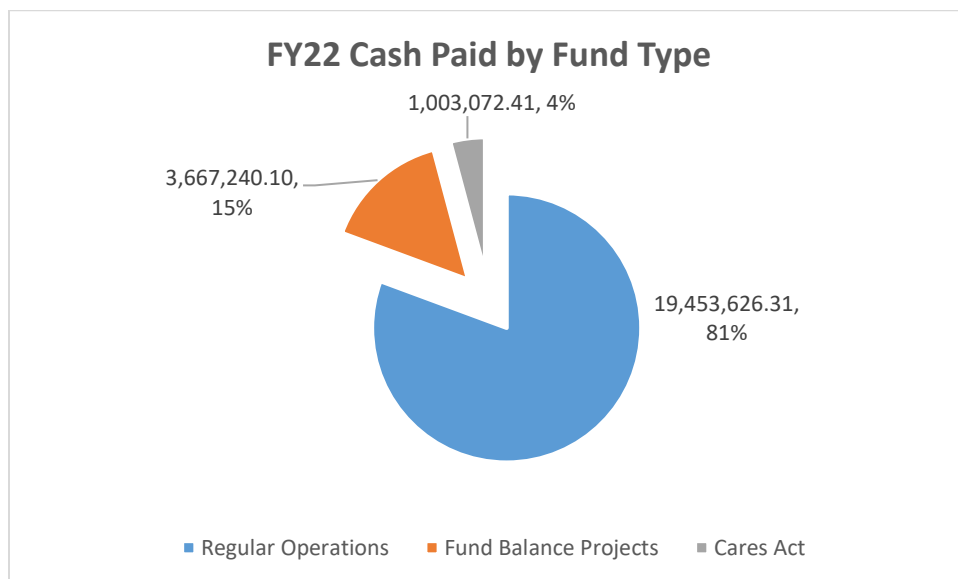
County	Year-End Check Received	Less Fund Balance Projects Paid by the Region and not Reimbursed by the County	Net Payout
Benton	\$347,210.79	\$151,973.31	\$195,237.48
Bremer	\$270,498.52	\$206,858.62	\$63,639.90
Buchanan	\$230,529.37	\$208,231.98	\$22,297.39
Delaware	\$336,226.54	\$269,356.67	\$66,869.87
Dubuque	\$661,947.23*	\$571,165.85	\$90,781.38
Iowa	\$263,541.37	\$104,342.58	\$159,198.79
Johnson	\$1,213,788.54**	\$833,894.66	\$379,893.88
Jones	\$41,831.88**	\$16,816.23	\$25,015.65
Linn	\$1,474,676.69**	\$1,078,509.87	\$396,166.82
TOTALS:	\$4,840,250.93	\$3,441,149.77	\$1,399,101.16

- This was computed using final check submitted plus uncashed 3rd quarter reimbursement payment less \$10,494.37 auditor error
- **Includes an additional check received for June taxes

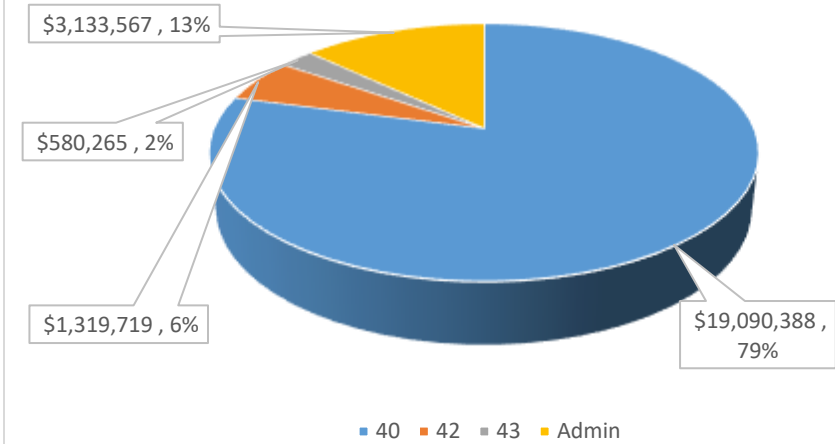
FY22 Service Development and Expansion as of 08/08/2022 (NOT FINAL)

TOTALS	Cap	Amount Approved	Total to Date
Operations	\$750,000.00	\$919,501.59	\$836,996.47
Technology	\$1,000,000.00	\$974,799.80	\$887,223.64
Start-up for new services	\$750,000.00	\$548,610.00	\$109,617.44
Workforce-cash assistance	\$1,000,000.00	\$1,003,200.00	\$1,003,200.00
Workforce-psychopharmacology scholarships	\$110,000.00	\$140,000.00	\$140,000.00
Workforce-student interns	\$40,000.00	\$0.00	\$0.00
Workforce-DSP certificate program	\$50,000.00	\$11,768.00	\$2,941.00
Workforce-public relations	\$200,000.00	\$200,000.00	\$200,000.00
Workforce-program start-up	\$100,000.00	\$0.00	\$0.00
Crisis services-MCO children's coordinator	\$225,000.00	\$225,000.00	\$92,581.49
Crisis services-ID/DD Crisis Beds	\$275,000.00	\$0.00	\$0.00
Public outreach-brain health preventions grants	\$150,000.00	\$362,256.00	\$297,649.54
Public outreach-campaign	\$50,000.00	\$200,035.14	\$98,600.05
Co-occurring disorder treatment	\$300,000.00	\$200,704.82	\$110,177.24
Residential stability-Step down	\$750,000.00	\$0.00	\$0.00
Transportation	\$250,000.00	\$180,000.00	\$118,185.95
	\$6,000,000.00	\$4,965,875.35	\$3,897,172.82
Paid vs Cap			65%
Paid vs Amount Approved			78%

Fiscal Year Ending Cash Summary

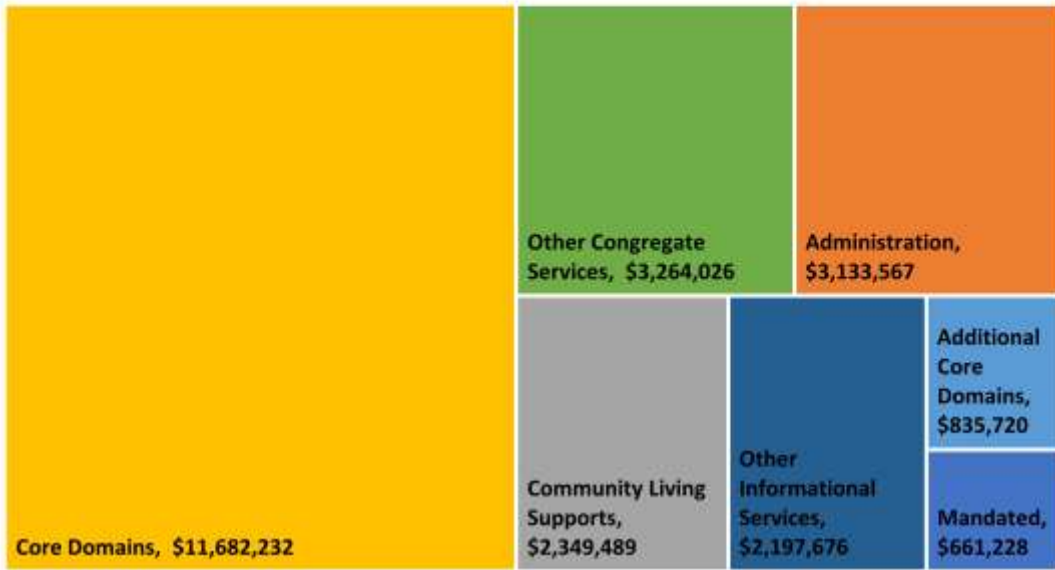


FY22 Cash Paid by Disability Type



FY22 Cash Paid by DHS Category

- Additional Core Domains
- Administration
- Community Living Supports
- Core Domains
- Mandated
- Other Congregate Services
- Other Informational Services



FY22 Cash Paid by DHS Classification

